

HALL LED CEILING IP65




ID CODE: 28

The already impressive HALL collection is extended for external use with HALL LED CEILING IP65, This high performance downlight is characterized by a minimal die-cast aluminum housing in a durable matt textured power coated finish. As standard the range features **integrated drivers** making the product both simple to install and compact in size. The high ingress protection rating of IP65 makes this an ideal product for any wet area application including the outdoor environment.









Design
esse-ci

FEATURES

-  Direct Emission
-  UGR < 22
-  IP 65


LED

-  3000K/4000K
-  >100 lm/W; >126 lm/W
-  CRI > 90
-  Eye safety: RG0/RG1
-  Mac Adams 3
-  L80/B10 > 50.000h

CERTIFICATIONS

-  CE
-  A
-  5 years warranty

ON REQUEST

-  DALI - RDD code (verify the version)
-  2700K-5000K
-  MINI version with Ø 60mm

Specifications

- CoB LED technology
- Integrated driver

Optic

- SMALL: internal aluminium reflectors from 10°- 20°- 40°- 50° beam angles
- MEDIUM and LARGE: internal aluminium reflectors from 10°- 12°- 20°- 40°- 70° beam angles

Body


Manufactured from pressure die-cast aluminum with epoxy powder coating.

Colour

- White RAL 9003 wrinkled - Code: W
- Black RAL 9005 wrinkled - Code: BK

OUTDOOR IP

HALL LED CEILING IP65

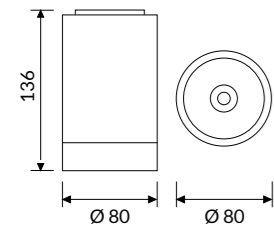


OUTDOOR IP


HALL LED CEILING IP65 SMALL

OPTIC

Internal aluminum reflectors:
10°- 20°- 40° - 50° beam angles.
CUT OFF > 30°.



IP 65 A+



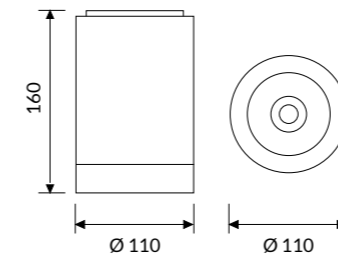
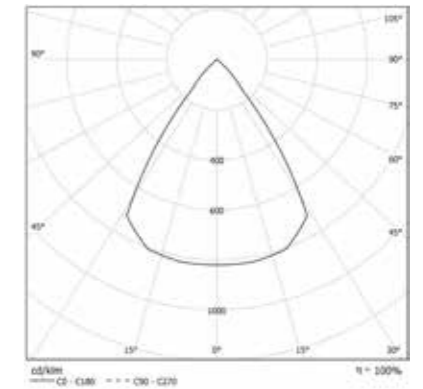
HALL LED CEILING IP65 MEDIUM

OPTIC

Internal aluminum reflectors:
10°- 20°- 40° - 70° beam angles.
CUT OFF > 30°.



IP 65 A+



COLOUR TEMPERATURE **4000K**

COD	💡	lm
28VT13L49010S65	13W 10°	1152
28VT13L49020S65	13W 20°	1152
28VT13L49040S65	13W 40°	1152
28VT13L49050S65	13W 50°	1152
28VT18L49010S65	18W 10°	1595
28VT18L49020S65	18W 20°	1595
28VT18L49040S65	18W 40°	1595
28VT18L49050S65	18W 50°	1595

COLOUR TEMPERATURE **3000K**

COD	💡	lm
28VT13L39010S65	13W 10°	1104
28VT13L39020S65	13W 20°	1104
28VT13L39040S65	13W 40°	1104
28VT13L39050S65	13W 50°	1104
28VT18L39010S65	18W 10°	1529
28VT18L39020S65	18W 20°	1529
28VT18L39040S65	18W 40°	1529
28VT18L39050S65	18W 50°	1529

COLOUR TEMPERATURE **4000K**

COD	💡	lm
28VT18L49010M65	18W 10°	2316
28VT18L49020M65	18W 20°	2316
28VT18L49040M65	18W 40°	2316
28VT18L49070M65	18W 70°	2316
28VT25L49010M65	25W 10°	3151
28VT25L49020M65	25W 20°	3151
28VT25L49040M65	25W 40°	3151
28VT25L49070M65	25W 70°	3151

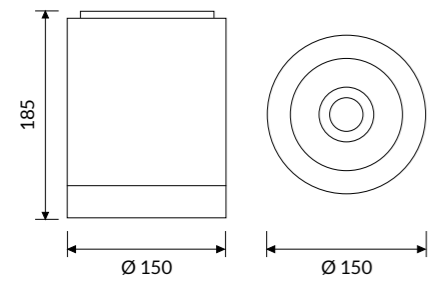
COLOUR TEMPERATURE **3000K**

COD	💡	lm
28VT18L39010M65	18W 10°	2154
28VT18L39020M65	18W 20°	2154
28VT18L39040M65	18W 40°	2154
28VT18L39070M65	18W 70°	2154
28VT25L39010M65	25W 10°	2930
28VT25L39020M65	25W 20°	2930
28VT25L39040M65	25W 40°	2930
28VT25L39070M65	25W 70°	2930

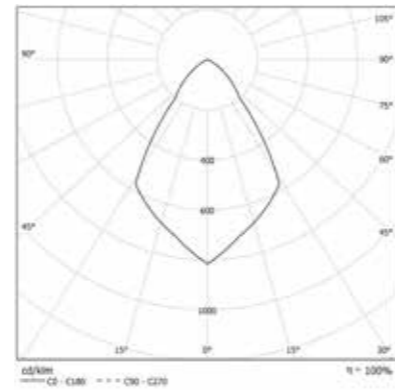
HALL LED CEILING IP65 LARGE

OPTIC

Internal aluminum reflectors:
12°- 20°- 40° - 70° beam angles.
CUT OFF > 30°.



IP 65 A+



COLOUR TEMPERATURE

4000K

COD	Light Bulb Icon	lm
28VT35L49012L65	35W 12°	4029
28VT35L49020L65	35W 20°	4029
28VT35L49040L65	35W 40°	4029
28VT35L49070L65	35W 70°	4029
28VT38L49012L65	38W 12°	4214
28VT38L49020L65	38W 20°	4214
28VT38L49040L65	38W 40°	4214
28VT38L49070L65	38W 70°	4214
28VT52L49012L65	52W 12°	5647
28VT52L49020L65	52W 20°	5647
28VT52L49040L65	52W 40°	5647
28VT52L49070L65	52W 70°	5647

3000K

COD	Light Bulb Icon	lm
28VT35L39012L65	35W 12°	3624
28VT35L39020L65	35W 20°	3624
28VT35L39040L65	35W 40°	3624
28VT35L39070L65	35W 70°	3624
28VT38L39012L65	38W 12°	3813
28VT38L39020L65	38W 20°	3813
28VT38L39040L65	38W 40°	3813
28VT38L39070L65	38W 70°	3813
28VT52L39012L65	52W 12°	5109
28VT52L39020L65	52W 20°	5109
28VT52L39040L65	52W 40°	5109
28VT52L39070L65	52W 70°	5109

Technical Note

INSTALLATION

